

# On The Mat

With

# Opéle

For yourself

## Lesson 4 of 16

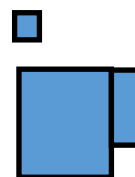


‘Pair Notation/Seniority’

- A) Identify the first pair of Odu as in Ibi or Ire based on seniority in relation to the second pair of Odu listed below.
- B) Mark each Odu using single or double dots from right to left.



C) Cast Opélé four times a day for ten consecutive days. Mark Odu with single or double dots from right to left , while noting the Ibi/Ire character of the first pair of Odu casted.

OGBE OFUN /OBARA OGBE



1. OSHE OBARA / OGBE OGBE



2. ODI OSA / IROSUN ODI

3. OBARA OBARA / ODI IROSUN

4. OBARA IROSUN / OSHE OYEKU

5. OSHE ODI / OGBE OSHE



6. OSHE OGUNDA / ODI IROSUN

8 IROSUN OGUNDA / OGBE OBARA

9. OGBE OFUN / OFUN OBARA

10. OSHE OBARA / OGBE MEJI



11. ODI OSA / IROSUN ODI

12. OBARA OBARA / ODI IROSUN

13. IROSUN ODI / IROSUN OSHE

14. OBARA MEJI / OBARA OGBE

15. OGBE OSHE / OBARA OGBE



16 OFUN OWORIN / OBARA MEJI

17. IROSUN ODI / IROSUN OSHE

18. OBARA MEJI / OBARA OGBE

19. OGBE OSHE / OBARA OGBE



20 OFUN OWORIN / OBARA MEJI

21. IROSUN OSHE / OGBE OBARA

22. OBARA MEJI / ODI OSHE

23. OBARA IROSUN / OFUN OBARA

24. OSHE OBARA / OBARA OGUNDA

